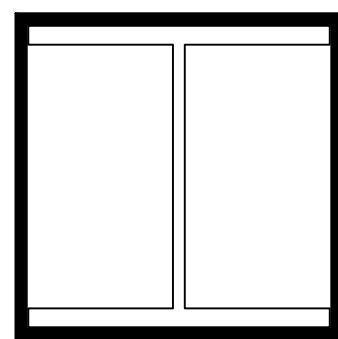



FIRE STRATEGY FOR FIRST AND SECOND FLOOR

— FIRE RESISTANCE 60 MIN. (ALL BEAMS AND COLUMNS)



section in column.

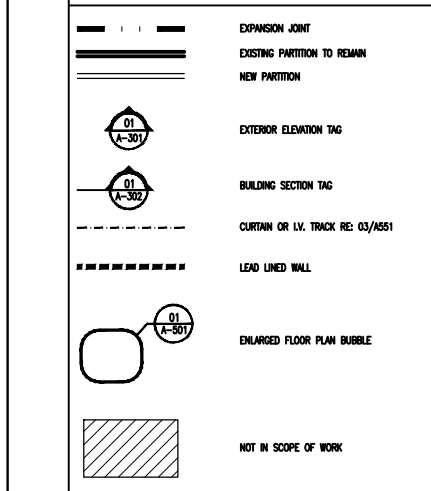


section in beam.

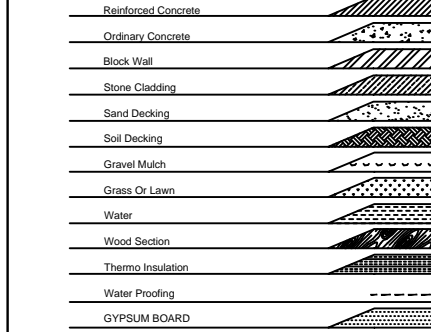
GENERAL NOTES

- 1 - FLOOR FINISHING ±150 mm UNLESS NOTED OTHERWISE
- 2 - RETAIL & OFFICES SPACES TO BE CORE AND SHELL ONLY
- 3 - THOSE DRAWINGS ARE NOT TO BE SCALED ONLY DIMENSIONS ARE TO BE FOLLOWED
- 4 - ALL DIMENSIONS ARE IN MILLIMETERS UNLESS OTHERWISE MENTIONED
- 5 - ALL LEVELS ARE IN METERS UNLESS OTHERWISE MENTIONED
- 6 - ALL COORDINATES ARE IN METERS UNLESS OTHERWISE MENTIONED
- 7 - FOR DIMENSIONS & LOCATIONS OF STRUCTURE MEMBERS / ELEMENTS REFER THE RELEVANT STRUCTURAL DRAWINGS. DISCREPANCIES IF ANY ARE TO BE BROUGHT TO THE NOTICE OF THE ENGINEER PRIOR TO EXECUTION
- 8 - ALL DRAWINGS ARE TO BE READ IN CONJUNCTION WITH OTHER RELEVANT DRAWINGS OF THE SAME & OTHER DISCIPLINES
- 9 - THE CONTRACTOR SHALL CO-ORDINATE ALL WALL, SLEEVES & SHAFTS / CUT OUT IN CONCRETE SLABS WITH MEP, STRUCTURAL AND ARCHITECTURAL DRAWINGS. ANY DISCREPANCIES SHALL BE BROUGHT TO THE NOTICE OF THE ENGINEER
- 10 - REFER TO STRUCTURAL FRAMING PLAN FOR ACTUAL RC PROFILE
- 11 - FOR LOUVERS REFER TO OPENINGS SCHEDULE NO.
- 12 - REFER TO MECHANICAL DRAWINGS FOR DRAINAGE SLOP
- 13 - ALL STRUCTURAL ELEMENTS & EXTERIOR WALLS SHALL BE 2 HOURS FIRE RATED
- 14 - FOR LOUVER TYPES, INTAKE WITH SAND TRAPS OR EXHAUST WITHOUT, THE CONTRACTOR HAS TO COORDINATE ALL THE LOUVER TYPES AND SIZES WITH THE RELATED MECHANICAL DWGS

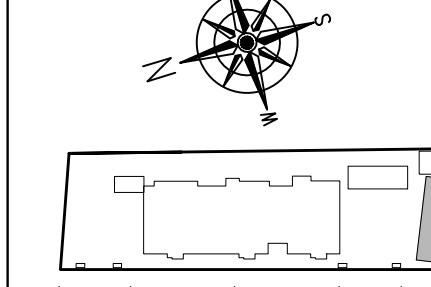
FLOOR PLAN LEGEND



MATERIALS INDICATIONS



KEY PLAN



| REV. NO. | DESCRIPTION | DATE | CHK. |
|----------|-------------|------|------|
| | | | |
| | | | |

| | |
|---------|---|
| CLIENT: | REPUBLIC OF IRAQ MINISTRY OF HEALTH BASRAH HEALTH DIRECTORATE |
|---------|---|

| | |
|-------------|---------------------|
| CONSULTANT: | AMBS CONSULTANCY |
|-------------|---------------------|

| | |
|------------------|---|
| MAIN CONTRACTOR: | ANHUT ARABEST GENERAL CONTRACTING CO. L.L.C P.O. Box 25957 Abu Dhabi, U.A.E. Tel: 00971 4 3746788 Fax: 00971 4 3746788 |
|------------------|---|

| | |
|-------------|--|
| CONSULTANT: | |
|-------------|--|

| | |
|-----------------|--|
| SUB CONTRACTOR: | |
|-----------------|--|

| | |
|-----------|--|
| PROJECT : | ABU AL KHASEEB 200 BED HOSPITAL LOCATION: BASRAH / IRAQ |
|-----------|--|

| | |
|----------------|--|
| DRAWING TITLE: | Fire Strategy for structural element FIRST + SECOND |
|----------------|--|

| | | |
|-------------|-------------|-----------|
| Drawn: | Checked: | Approved: |
| Scale: | Project No: | Date: |
| Discipline: | Size: | Type: |
| Draw No: | A 804 | |